

# Positioning Your Portfolio for Rising Interest Rates

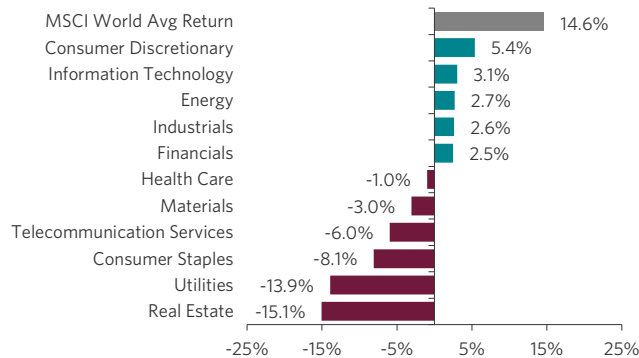
As of September 30, 2018

In a rising interest rate environment, investors are faced with positioning their portfolio to sustain and grow income—consider First Eagle Global Income Builder Fund. The Fund seeks to offer:

- Global range for income
- Asset class flexibility
- Emphasis on downside protection

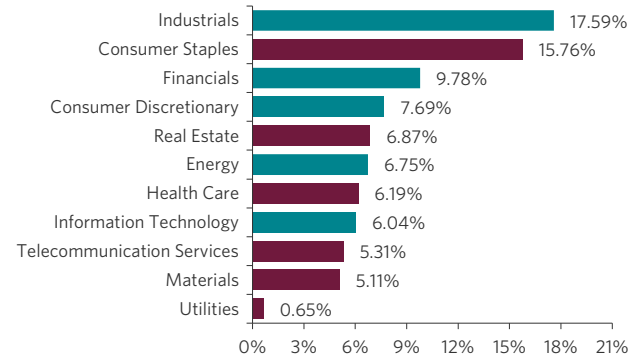
In addition, the Fund has historically avoided equity sectors with heavy exposure to duration.

## MSCI World Index Average Sector Relative Performance During the Last 6 Rising Rate Periods<sup>†</sup>



The sector numbers are the average over/under performance relative to the index as a whole. Source: Factset.

## Global Income Builder—Equity-Only Sector Weights



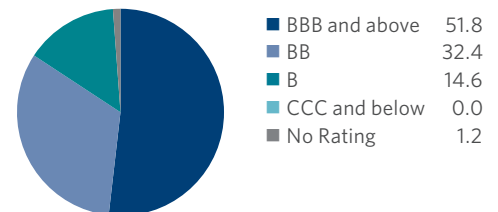
Source: Factset. Data as of 09/30/2018.

High yield bonds have historically been less sensitive to increases in interest rates than other fixed income alternatives such as investment grade and Treasury bonds.

† Rising Rate Time Period	Increase in 10 Yr Yield (bps)	Bloomberg Barclays U.S. Corporate High Yield Bond Index	Bloomberg Barclays US Aggregate Corporate Investment Grade Index	Bloomberg Barclays US Aggregate Government Treasury Index
08/31/2010 to 03/31/2011	97	10.46%	-0.07%	-2.77%
07/31/2012 to 12/31/2013	157	13.85%	0.44%	-3.27%
01/30/2015 to 06/30/2015	71	1.85%	-3.83%	-2.49%
09/30/2015 to 12/31/2015	26	-2.07%	-0.58%	-0.94%
07/31/2016 to 12/31/2016	102	4.58%	-2.88%	-4.49%
08/31/2017 to 09/30/2018	92	3.97%	-1.36%	-2.46%

Source: FactSet.

## Allocation By Credit Quality (%)<sup>1,2</sup>



Ratings Source: Standard & Poor's. Data as of 09/30/2018.

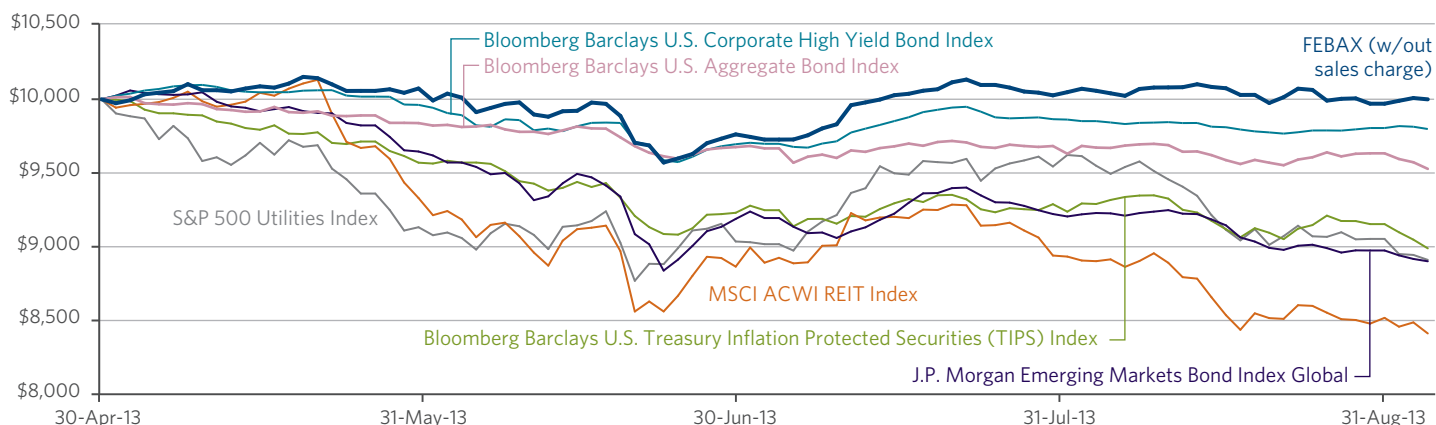
1. A credit rating, as represented by the Credit Quality Breakdown, is an assessment provided by a nationally recognized statistical rating organization (NRSRO) of credit worthiness of an issuer with respect to debt obligations, including specific securities, money market instruments, or other bonds. Ratings are measured on a scale that generally ranges from AAA (highest) to D (lowest); ratings are subject to change without notice. Not Rated (NR) indicates that the debtor was not rated and should not be interpreted as indicating low quality. For more information on the Standard & Poor's rating methodology, please visit [standardandpoors.com](http://standardandpoors.com) and select "Understanding Ratings" under Rating Resources.

2. Percentages may not equal 100% due to rounding.

The Barclays U.S. Aggregate Corporate - Investment Grade Index is a broad-based benchmark that measures the investment grade, U.S. dollar-denominated, fixed-rate, taxable corporate bond market. It includes USD-denominated securities publicly issued by U.S. and non-U.S. industrial, utility, and financial issuers that meet specified maturity, liquidity, and quality requirements. The Bloomberg Barclays U.S. Aggregate Government Treasury Index includes public obligations of the U.S. Treasury. It is comprised of U.S. Treasury bonds and notes across maturities ranging from one to thirty years. The indexes are presented here for comparison purposes only. Indexes are unmanaged and one cannot invest directly in an index.

The performance data quoted herein represents past performance and does not guarantee future results.

**Growth of \$10,000 During the "Taper Tantrum Stress Test" (04/30/2013 - 09/05/2013)**



Had sales charge been included returns would have been lower.

**Average Annual Returns as of 09/30/2018 (%)**

				YTD	1 Year	5 Years	Since Inception (5/1/12)	Expense Ratio*
First Eagle Global Income Builder Fund	Class A	without sales charge	FEBAX	-0.02	2.16	5.02	6.14	1.19
		with sales charge	FEBAX	-5.03	-2.95	3.94	5.28	
Composite Index <sup>oo</sup>				2.65	6.18	6.51	7.20	
MSCI World Index				5.43	11.24	9.28	10.63	
Bloomberg Barclays US Aggregate Bond Index				-1.60	-1.22	2.16	1.83	

The performance data quoted herein represents past performance and does not guarantee future results. Market volatility can dramatically impact the fund's short-term performance. Current performance may be lower or higher than figures shown. The investment return and principal value will fluctuate so that an investor's shares, when redeemed, may be worth more or less than their original cost. Past performance data through the most recent month end is available at [www.feim.com](http://www.feim.com) or by calling 800.334.2143. The average annual returns for Class A Shares "with sales charge" of First Eagle Global Income Builder reflect the maximum sales charge of 5.00%.

Had fees not been waived and/or expenses reimbursed in the past, returns would have been lower.

\* The annual expense ratio is based on expenses incurred by the fund, as stated in the most recent prospectus.

<sup>oo</sup> The composite index consists of 60% of the MSCI World Index and 40% of the Bloomberg Barclays U.S. Aggregate Bond Index.

There are risks associated with investing in securities of foreign countries, such as erratic market conditions, economic and political instability and fluctuations in currency exchange rates. These risks may be more pronounced with respect to investments in emerging markets.

The principal risk of investing in value stocks is that the price of the security may not approach its anticipated value or may decline in value.

Funds that invest in bonds are subject to interest-rate risk and can lose principal value when interest rates rise. Bonds are also subject to credit risk, in which the bond issuer may fail to pay interest and principal in a timely manner, or that negative perception of the issuer's ability to make such payments may cause the price of that bond to decline.

The Fund invests in high yield securities (commonly known as "junk bonds") which are generally considered speculative because they may be subject to greater levels of interest rate, credit (including issuer default) and liquidity risk than investment grade securities and may be subject to greater volatility. High yield securities are rated lower than investment-grade securities because there is a greater possibility that the issuer may be unable to make interest and principal payments on those securities.

Investment in gold and gold related investments present certain risks, and returns on gold related investments have traditionally been more volatile than investments in broader equity or debt markets. Physical gold does not produce income.

Bank loans are often less liquid than other types of debt instruments. There is no assurance that the liquidation of any collateral from a secured bank loan would satisfy the borrower's obligation, or that such collateral could be liquidated.

Income generation and dividends are not guaranteed. All investments involve the risk of loss. If dividend paying stocks in the Fund's portfolio stop paying or reduce dividends, the fund's ability to generate income will be adversely affected.

All investments involve the risk of loss.

The Bloomberg Barclays U.S Corporate High Yield Bond Index is composed of fixed-rate, publicly issued, non-investment grade debt, is unmanaged, with dividends reinvested, and is not available for purchase. The index includes both corporate and non-corporate sectors. The corporate sectors are Industrial, Utility, and Finance, which include both U.S. and non-U.S. corporations. The index is presented here for comparison purposes only. The Bloomberg Barclays U.S. Aggregate Bond Index is a broad-based benchmark that measures the investment grade U.S. dollar-denominated, fixed-rate taxable bond market, including Treasuries, government-related and corporate securities, MBS (agency fixed-rate and hybrid ARM passthroughs), ABS, and CMBS. The S&P 500 Utilities Index is unmanaged and comprises those companies included in the S&P 500 that are classified as members of the GICS® utilities sector. The Bloomberg Barclays U.S. Treasury Inflation Protected Securities (TIPS) Index is unmanaged and includes all publicly issued, U.S. Treasury inflation-protected securities that have at least one year remaining to maturity, are rated investment grade, and have \$250 million or more of outstanding face value. The J.P. Morgan Emerging Markets Bond Index Global is unmanaged and tracks total returns for traded external debt instruments in the emerging markets, including U.S. dollar-denominated Brady bonds, loans, and Eurobonds with an outstanding face value of at least \$500 million. The MSCI ACWI REIT Index is an unmanaged free float-adjusted market capitalization index that captures large and mid cap representation across 23 Developed and 21 Emerging Markets countries, which generate a majority of their revenue and income from real estate rental and leasing operations. With 67 constituents, it represents about 85% of the global equity REIT universe and all securities are classified in the GICS® REIT sector. The MSCI World Index is a widely followed, unmanaged group of stocks from 23 developed market countries and is not available for purchase. The index provides total returns in U.S. dollars with net dividends reinvested. The indices are presented here for comparison purposes only. One cannot invest directly in an index.

Investors should consider investment objectives, risks, charges and expenses carefully before investing. The prospectus and summary prospectus contain this and other information about the Fund and may be obtained by asking your financial adviser, visiting our website at [www.feim.com](http://www.feim.com) or calling us at 800.334.2143. Please read our prospectus carefully before investing. Investments are not FDIC insured or bank guaranteed, and may lose value.



First Eagle Funds are offered by FEF Distributors, LLC. [www.feim.com](http://www.feim.com)

First Eagle Investment Management, LLC 1345 Avenue of the Americas, New York, NY 10105-0048